




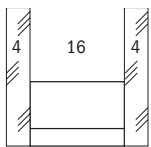
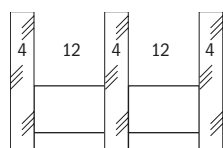
Data sheet Psi values for windows

based on determination of the equivalent thermal conductivity of spacers by measurement



HELIMA GmbH
Am Deckershäuschen 62
D - 42111 Wuppertal

Profile description	Product name	Spacer height in mm	Material	Thickness d in mm
	Nirotec 017 	7.0 Spacer category A	Stainless steel	0.17

Representative frame profiles	Representative glass constructions	Metal with thermal break	Plastic	Wood	Wood/Metal
Representative psi value double-sheet thermally insulating glass W/mK	 Double-sheet insulating glass $U_g = 1.1 \text{ W/m}^2\text{K}$	0.065	0.049	0.052	0.056
	 Triple-sheet insulating glass $U_g = 0.7 \text{ W/m}^2\text{K}$	0.061	0.048	0.052	0.057

Two Box model Characteristic values		Space between panes in mm	$\lambda_{eq,2B}$ in W/mK	
		Can be used for all spacer widths	Box 1 · h ₁ = 3 mm	Box 2 · h ₂ = 7 mm
			0.40	0.64

Explanations

The equivalent thermal conductivity has been determined in accordance with the ift guideline WA-17engl/1 “Thermally improved spacers – Determination of the equivalent thermal conductivity by measurement”. The representative linear heat transfer coefficients calculated in this way (representative psi values) apply to typical frame profiles and glazing for the determination of the heat transfer coefficient U_w of windows. They have been determined under the boundary conditions (frame profiles, glazing, glass mounting depth, back covering, primary and secondary sealant) defined in the ift guideline WA-08engl/3 “Thermally improved spacers – Part 1: Determination of the representative Psi value for window frame profiles”. This guideline also governs the area of validity and application of the representative psi values. In order to avoid rounding errors, the psi values in the data sheet have been given at 0.001 W/mK. The method for the arithmetical determination of the psi values has an accuracy of $\pm 0.003 \text{ W/mK}$. Differences of less than 0.005 W/mK are not significant. For further information, refer to the Bulletin 004/2008 “Guide to Warm Edge” of Bundesverband Flachglas.

Characteristic values determined by:

